

PRODUCT DESCRIPTION

Sharp zoomable designed for high-end museum & gallery, creat sharp-focus and soft-fo-cus on the art works.

Sharp zoomable

TECHNICAL DATA

MOUNTING

Mounting location	Ceiling
Type	Track light
Adaptor	4 wires 3 circuits

ELECTRICAL

Input Voltage	AC220-240V
Frequency	50/60HZ

DRIVER

Type	driver in the case
Driver brand	Rxpower
Power Factor	>0.5
Dimming Option	dim on boad

LED

Chips brand	Cree COB
Power	10w
Color Temperature	3000K/4000K/5000K
CRI	Ra>90

LAMP

Material	Die-casting aluminum
Housing color	all black
Beam Angle	6°-50°/10°-50°
Ingress Protection	IP20
UGR	<19

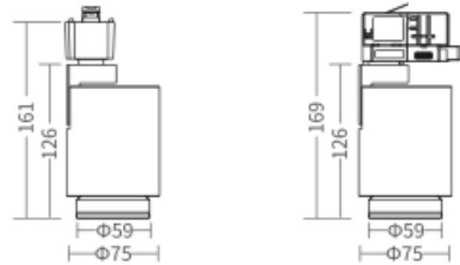
NOMINAL FLUX

Fitting luminous Flux	400-500lm
Luminaire lumen efficiency	40-50lm/w

PHOTO



DIMMENSION



ORDER TEMPLATE

Item	housing color	Color Temperature	Beam Angle	Item number Example
SHA-BEA10	B (black)	30 (3000K)	6°-50°	SHA-BEA10-B30
	B (black)	40 (4000K)	10°-50°	SHA-BEA10-B40
	B (black)	50 (5000K)		SHA-BEA10-B50

PRODUCT DESCRIPTION

Sharp zoomable designed for high-end museum & gallery, creat sharp-focus and soft-fo-cus on the art works.

Sharp zoomable

TECHNICAL DATA

MOUNTING

Mounting location	Ceiling
Type	Track light
Adaptor	4 wires 3 circuits

ELECTRICAL

Input Voltage	AC220-240V
Frequency	50/60HZ

DRIVER

Type	driver in the case
Driver brand	Rxpower
Power Factor	>0.5
Dimming Option	dim on boad

LED

Chips brand	Cree
Power	15w
Color Temperature	3000K/4000K/5000K
CRI	Ra>90

LAMP

Material	Die-casting aluminum
Housing color	all black
Beam Angle	6°-50°/10°-50°; 15°-70°/15°-90°
Ingress Protection	IP20
UGR	<19

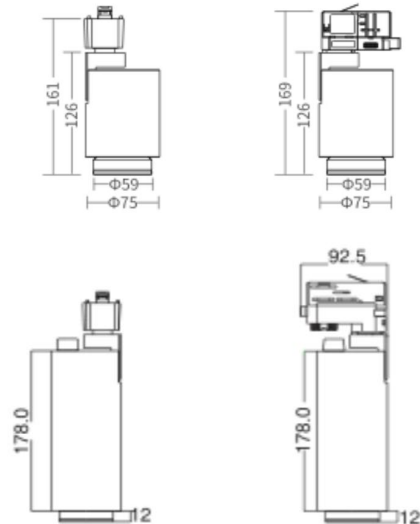
NOMINAL FLUX

Fitting luminous Flux	950-1000lm /1000-1500lm
Luminaire lumen efficiency	60-70lm/w/65-70lm/W

PHOTO



DIMMENSION



ORDER TEMPLATE

Item	housing color	Color Temperature	Beam Angle	Item number Example
SHA-BEA15	B (black)	30 (3000K)	6°-50°	SHA-BEA15-B30
	B (black)	40 (4000K)	10°-50°	SHA-BEA15-B40
	B (black)	50 (5000K)	15°-70°	SHA-BEA15-B50
			15°-90°	

PRODUCT DESCRIPTION

Sharp zoomable designed for high-end museum & gallery, creat sharp-focus and soft-fo-cus on the art works.

Sharp zoomable

TECHNICAL DATA

MOUNTING

Mounting location	Ceiling
Type	Track light
Adaptor	4 wires 3 circuits

ELECTRICAL

Input Voltage	AC220-240V
Frequency	50/60HZ

DRIVER

Type	driver in the case
Driver brand	Rxpower
Power Factor	>0.5
Dimming Option	dim on board

LED

Chips brand	Cree
Power	20w
Color Temperature	3000K/4000K/5000K
CRI	Ra>90

LAMP

Material	Die-casting aluminum
Housing color	all black
Beam Angle	15°-70°/15°-90°
Ingress Protection	IP20
UGR	<19

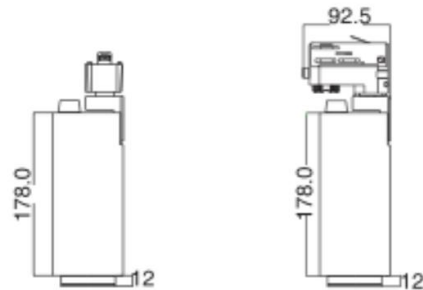
NOMINAL FLUX

Fitting luminous Flux	1300-1500lm
Luminaire lumen efficiency	65-70lm/w

PHOTO



DIMMENSION



ORDER TEMPLATE

Item	housing color	Color Temperature	Beam Angle	Item number Example
SHA-BEA20	B (black)	30 (3000K)	15°-70°	SHA-BEA20-B30
	B (black)	40 (4000K)	15°-90°	SHA-BEA20-B40
	B (black)	50 (5000K)		SHA-BEA20-B40

PRODUCT DESCRIPTION

Sharp zoomable designed for high-end museum & gallery, creat sharp-focus and soft-fo-cus on the art works.

Sharp zoomable

TECHNICAL DATA

MOUNTING

Mounting location	Ceiling
Type	Track light
Adaptor	4 wires 3 circuits

ELECTRICAL

Input Voltage	AC220-240V
Frequency	50/60HZ

DRIVER

Type	driver in the box
Driver brand	Rxpower
Power Factor	>0.5
Dimming Option	dim on board

LED

Chips brand	Cree
Power	30w
Color Temperature	3000K/4000K/5000K
CRI	Ra>90

LAMP

Material	Die-casting aluminum
Housing color	all black
Beam Angle	15°-70°/15°-90°
Ingress Protection	IP20
UGR	<6

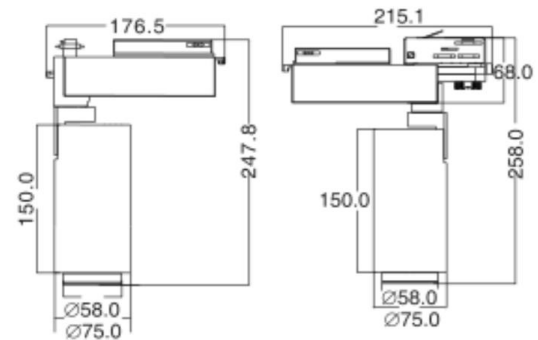
NOMINAL FLUX

Fitting luminous Flux	1700-2000lm
Luminaire lumen efficiency	60-65lm/w

PHOTO



DIMMENSION



ORDER TEMPLATE

Item	housing color	Color Temperature	Beam Angle	Item number Example
SHA-BEA30	B (black)	30 (3000K)	15°-70°	SHA-BEA30-B30
	B (black)	40 (4000K)	15°-90°	SHA-BEA30-B40
	B (black)	50 (5000K)		SHA-BEA30-B50